

CEPT/T1

In/Output Transformer

TEW5315


TEW5315 is designed to be used either as a transmit or a receive transformer in the ISDN primary access network, interfacing the **SIEMENS PEB2235** to a 75, 100 or 120 ohm line.

When in transmit mode, connect the two primary windings in parallel, pin 3 to 4 and pin 6 to 5.

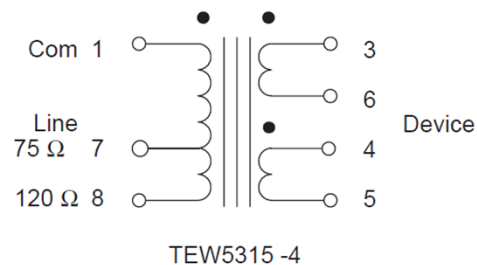
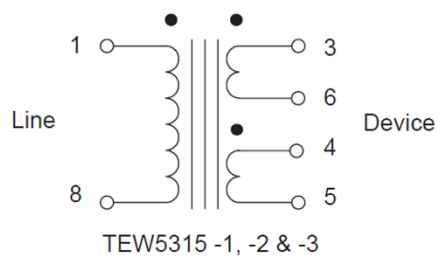
When in receive mode, connect the two primary windings in series, pin 6 to pin 4, thus forming a center tap at pin 6/4.

Typical applications are:

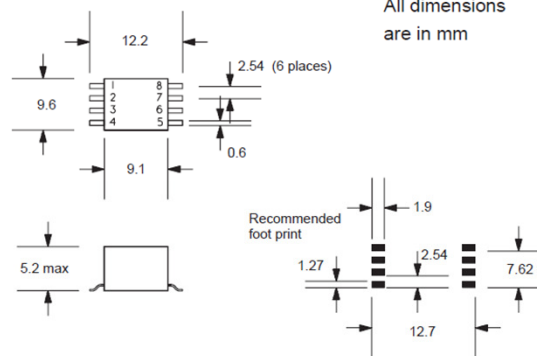
- Primart rate ISDN network nodes.
- PBX or computer to T1/CEPT Digital trunk
- TDM Multiplexers



MECHANICAL



Top view



ELECTRICAL SPECIFICATION		TEW5315 -1	- 2	- 3	- 4
Line Impedance	(1-8) (1-7)	100 Ω	75 Ω	120 Ω	120 Ω 75 Ω
Inductance (mH)	(1-8)	> 3.4	> 0.75	> 1.2	> 1.2
Turns Ratio	(3-6):(4-5):(1-8) (3-6):(4-5):(1-7)	1 : 1 : 2.67	1 : 1 : 1.57	1 : 1 : 2	1 : 1 : 2 1 : 1 : 1.57
Pulse Mask		T1	CEPT	CEPT	CEPT
Longitud. Bal.		T1.408	I.431	I.431	I.431
Return Loss		T1.408	G.703	G.703	G.703
Dielectric Strength (Vrms)		1500	1500	1500	1500