


CF Converter Filter

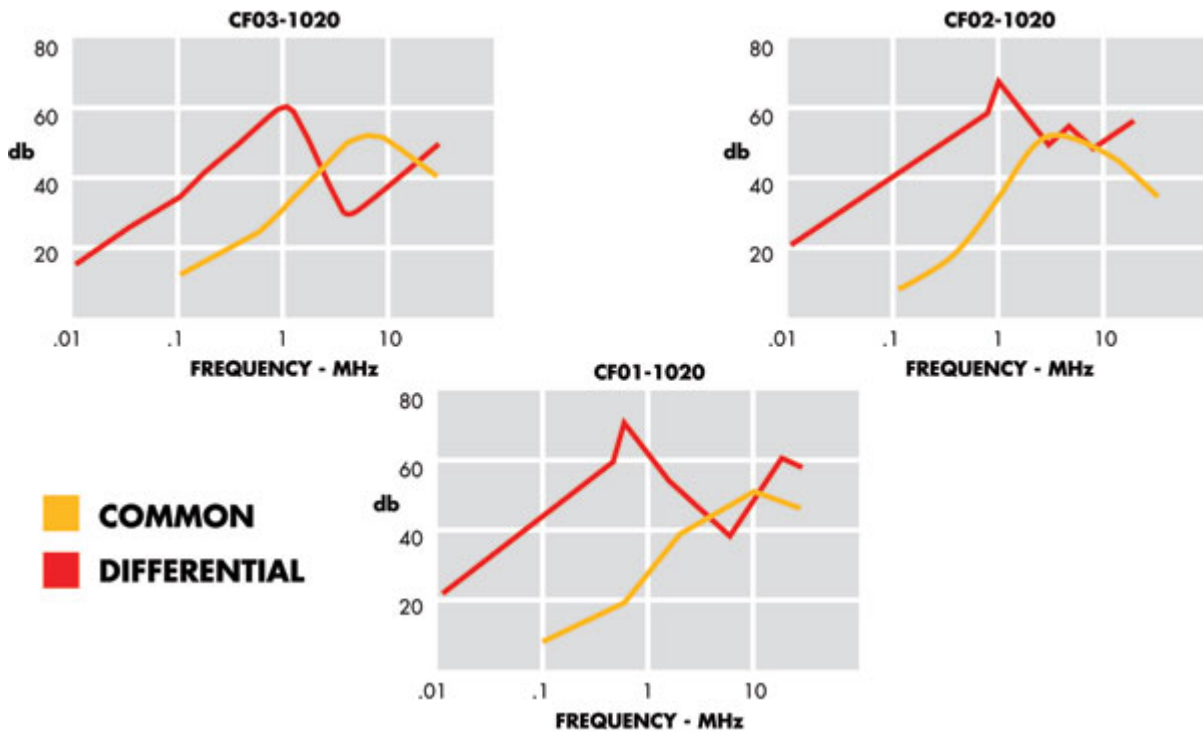
The CF Series is an EMI Filter family designated for use with DC-DC Converters. Even though many DC-DC converters have internal filters, often the internal filter is inadequate to meet the international, FCC and Military requirements. The product line is manufactured with RUGGEDIZED construction and can be HERMETICALLY sealed.

Features / Ratings:

- Common Mode and Differential Mode Filtering
- Filter Insertion Loss per ANSI C63.13 (see graphs below)
- Current Rating: 1, 2, 5, 10 & 20 AMPS (higher ratings possible)
- Voltage Rating Line to Line: 50VDC or 100VDC
- Withstanding Voltage Line to Ground: 150VDC
- DC Resistance Terminal-to-Terminal: 0.01 OHMS Max
- Operating Temperature: -40°C to +85°C
- Case: UL94V-0 Material
- Contact Factory if Additional Options Required

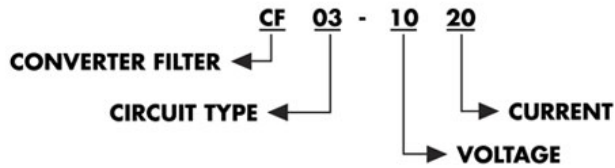


Insertion Loss

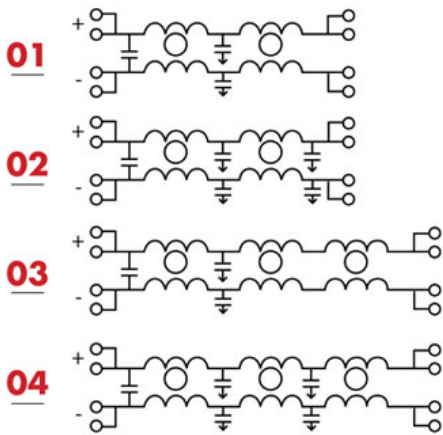


CF Converter Filter

Part Numbering



CIRCUIT



VOLTAGE

05=50VDC
10=100VDC

CURRENT

01=1AMP
02=2AMPS
05=5AMPS
10=10AMPS
20=20AMPS

Circuit type **03** the circuit most often used.

Circuit type **01** is less expensive and has less insertion loss (IL).

Circuit type **02** has more IL than **01**, but has added capacitance, which can be detrimental in some applications.

Circuit **04** has the most IL but also has added capacitance.

PCB Mounted

