


RF/Microwave Amplifier



Features

- No Additional Circuitry Needed, Internal Blocking Caps Included
- Unconditionally Stable
- Modifications Available at No Additional Charge
- Environmental Screening Available
- RoHS Compliant Option

Technical Specifications

Parameter	Typical (25°C)	Min/Max (-55°C to +85°C)
Frequency Range	20 MHz – 500 MHz	20 MHz - 500 MHz
Gain	14 dB	13 dB
Noise Figure	1.9 dB	3.5 dB
Output Power @ 1 dB Compression	+27 dBm	+26 dBm
Output 3 rd Order Intercept	+40 dBm	---
Output 2 nd Order Intercept	+75 dBm	---
Reverse Isolation	24 dB	---
Input VSWR	1.5:1	2.0:1
Output VSWR	1.5:1	2.0:1
Supply Voltage	15 volts	15 volts
Supply Current	115 mA	130 mA

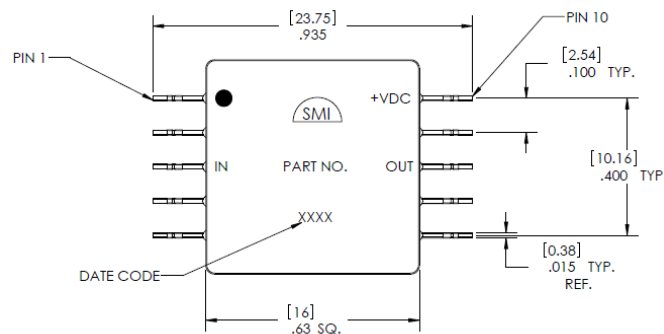
Absolute Maximum Ratings

Maximum (No Damage) Ratings	
Storage Temperature	-62°C to +125°C
Operating Temperature	-55°C to +125°C
Case Temperature	+125°C
DC Voltage @ 25°C	+ 18 volts
Continuous RF Input Power	+ 13 dBm
Short Term RF Input Power	50 Milliwatts (1 Minute Max.)
Maximum Peak Power	0.2 Watt (3 µsec Max.)

- Typical values are measured at 25°C, but not guaranteed.
- Intercept performance measured mid-band (250 MHz) at 25C.

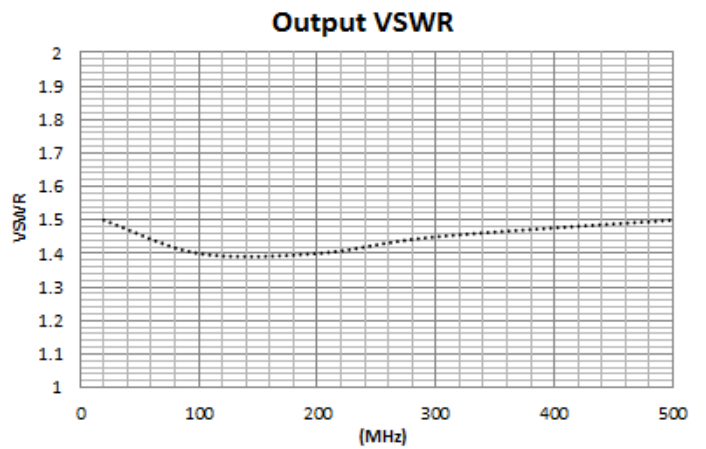
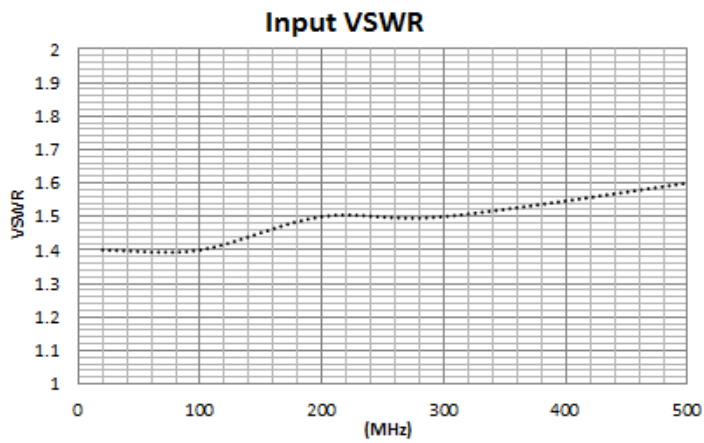
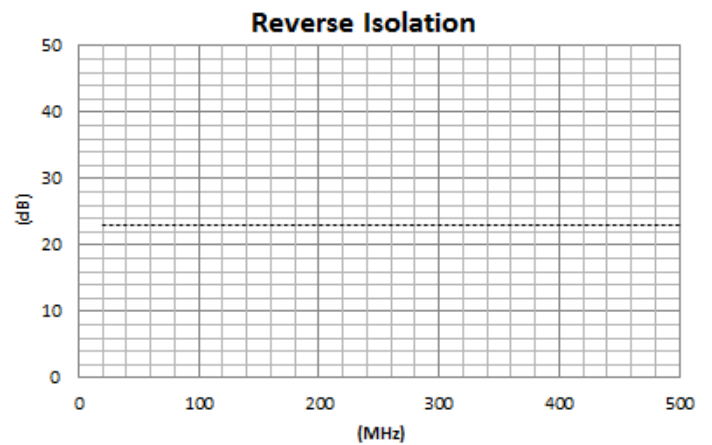
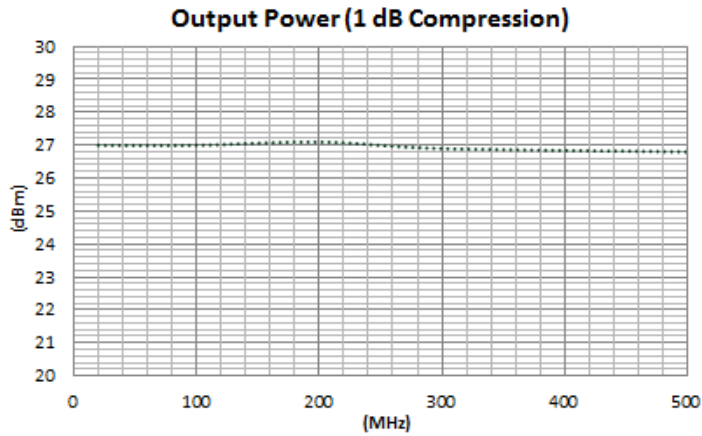
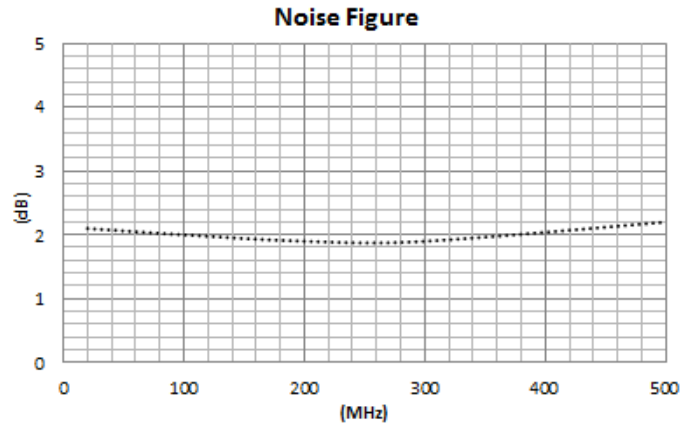
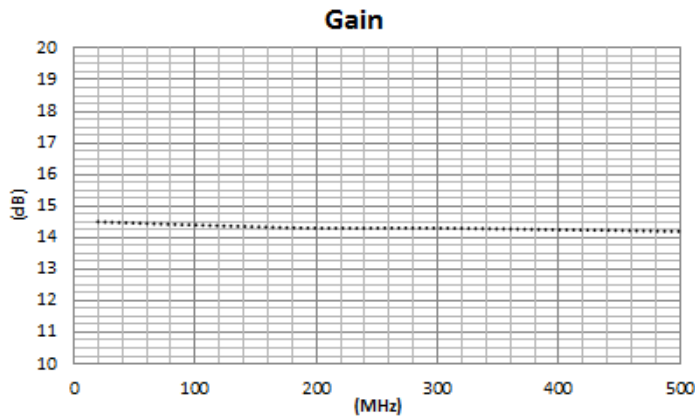
Outline Drawing

(For reference only)



Grounding Instructions	Care should be taken to effectively ground each unit.
Revisions	API reserves the right to make revisions to both product and/or the information contained within their datasheets without advanced notice.
Min./Max. Values	Specifications are guaranteed when tested in a 50 Ω (ohm) system.

Typical Performance Graphs



Instructions

Grounding Instructions	Care should be taken to effectively ground each unit.
Revisions	API reserves the right to make revisions to both product and/or the information contained within their datasheets without advanced notice.
Min./Max. Values	Specifications are guaranteed when tested in a 50 Ω (ohm) system.
Typical performance graphs and values are measured at 25°C, but not guaranteed.	

Outline Drawing

(For reference only)

NOTES:

1. MATERIAL: KOVAR
2. FINISH: NICKEL/GOLD

PIN TABLE	
PIN 3	RF IN
PIN 8	RF OUT
PIN 10	DC
ALL OTHER	GROUND
CASE	GROUND

