

RF AMPLIFIER

MODEL *BXMP1031*

Medium Power Amplifier

Available as: BXMP1031, SMA Connectorized Housing

Features

- Ultra High IP2: +73 dBm Typical
- High IP3: +40 dBm Typical
- High Output Power: +28.5 dBm Typical
- Unconditionally Stable

Specifications

CHARACTERISTICS	Typical	Min/Max
	T _a = 25 °C	T _a = 0 °C to +50 °C
Frequency	50 - 100 MHz	50 - 100 MHz
Gain (dB)	13.5	12 Min.
Power @ 1 dBComp. (dBm)	28.5	26.0 Min.
Reverse Isolation (dB)	-22	-20 Max.
VSWR In	1.5:1	2.0:1 Max.
VSWR Out	1.5:1	2.0:1 Max.
Noise Figure (dB)	5.5	7.5 Max.
Power Vdc	+15	+15
mA	250	275 Max.

Note: Care should always be taken to effectively ground the case of each unit.

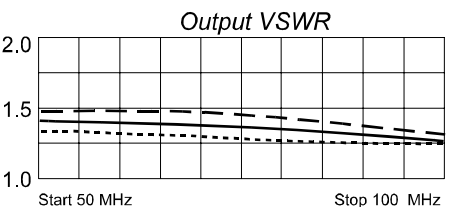
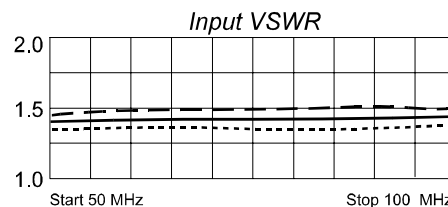
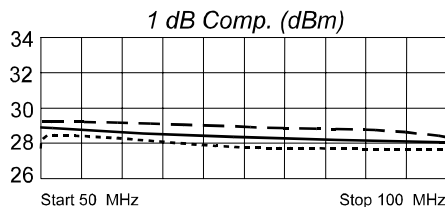
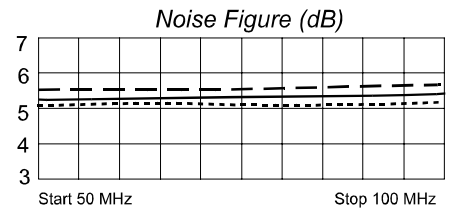
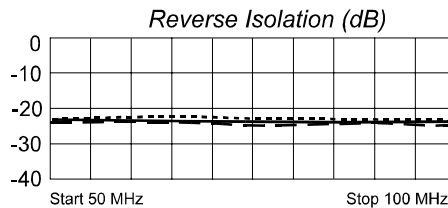
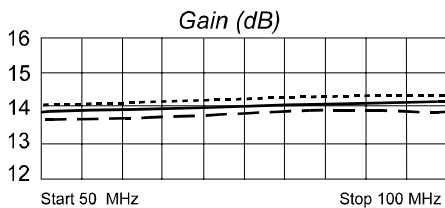
Typical Intermodulation Performance at 25 °C

Second Order Harmonic Intercept Point +77 dBm (Typ.)
 Second Order Two Tone Intercept Point +73 dBm (Typ.)
 Third Order Two Tone Intercept Point +40 dBm (Typ.)

Maximum Ratings

Ambient Operating Temperature -55°C to +100 °C
 Storage Temperature -62°C to +125 °C
 Case Temperature +150 °C
 DC Voltage +18 Volts
 Continuous RF Input Power +13 dBm
 Short Term RF Input Power 100 Milliwatts (1 Minute Max.)
 Maximum Peak Power 0.1 Watt (3 μsec Max.)

Typical Performance Data



Legend ——— + 25 °C - - - - + 50°C ······ 0 °C



Spectrum Microwave · 2144 Franklin Drive N.E. · Palm Bay, Florida 32905 · PH (888) 553-7531 · Fax (888) 553-7532

Rev. 11/15/07

www.SpectrumMicrowave.com Spectrum Microwave · 2707 Black Lake Place · Philadelphia, Pennsylvania 19154 · PH (215) 464-4000 · Fax (215) 464-4001