

# Double Balanced Mixer RF Band

# Model M57 RF 10 to 1500 MHz

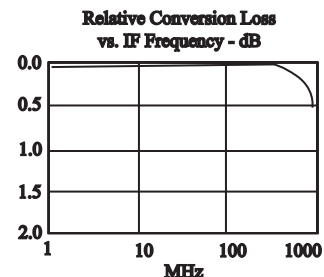
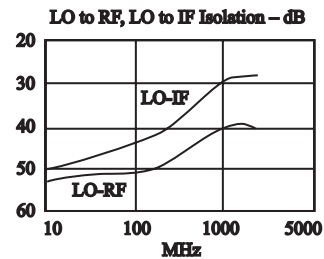
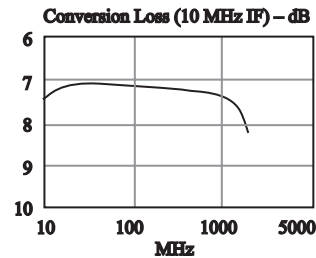
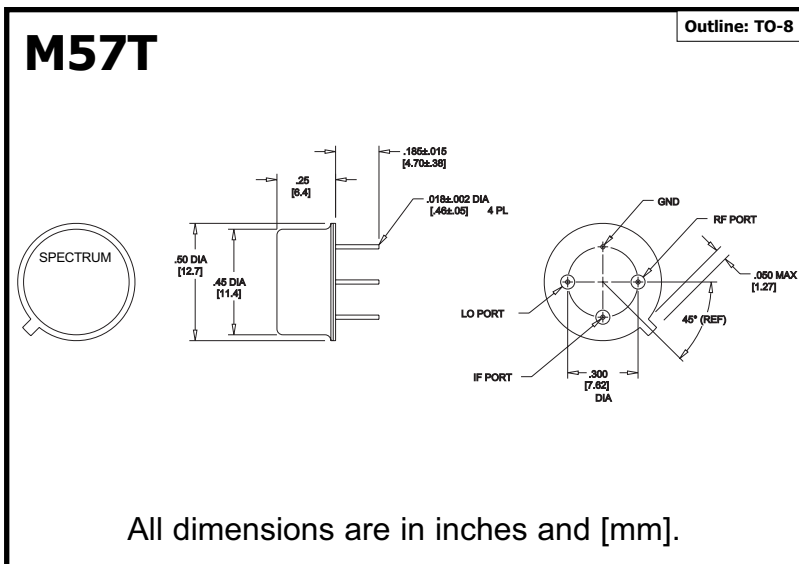
## Electrical Specifications <sup>(1)</sup>:

Parameter	Conditions			Specifications		
	RF(MHz)	LO(MHz)	IF(MHz)	Min	Typical	Max
SSB Conversion loss: <sup>(2)</sup>	10-1000	10-1000)	DC-500		7.5 dB	8.0 dB
	10-1500	10-1500)	DC-1000		8.5 dB	9.5 dB
Isolation LO to RF:		10-500		35 dB		
		500-1500		30 dB		
LO to IF:		10-500		30 dB		
		500-1500		25 dB		
Input 1-dB Compression Point:	10-1500	10-1500	DC-1000		+17 dBm	
Desensitization Point:	10-1500	10-1500	DC-1000		+15 dBm	
Input Third Order Intercept Point:	10-1500	10-1500	DC-1000		+27 dBm	
LO Power: <sup>(3)</sup>	10-1500	10-1500	DC-1000		+23 dBm	

### Notes:

- Specifications are guaranteed when tested as a downconverter in a 50 Ohm system at +25°C with the nominal LO power. Specifications indicated as typical are not guaranteed.
- SSB Noise figure is nominally within ±0.5 dB of the SSB conversion loss for IF frequencies greater than 10 MHz.
- Usable LO drives are up to 2 dB below and 3 dB above nominal.

## Typical Performance at 25°C



4

3

DWG NO. 080-25114-0001

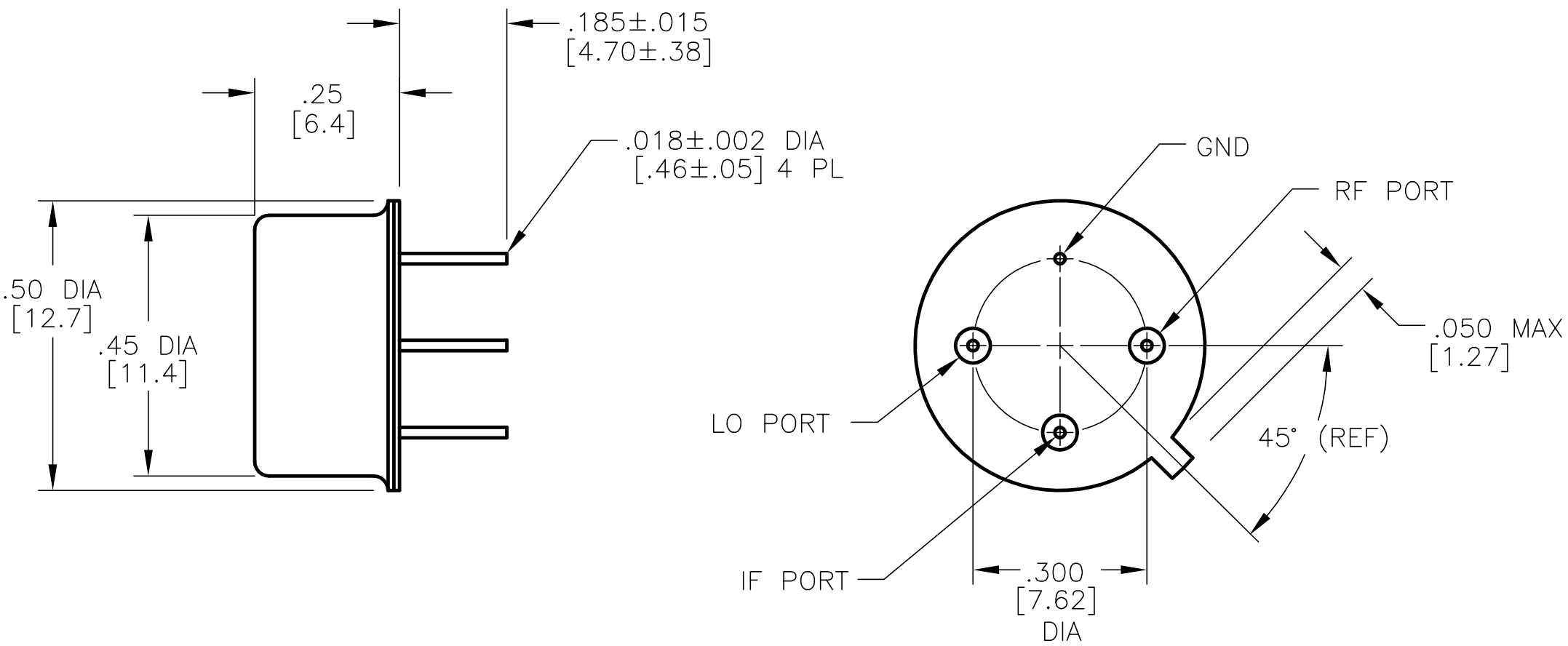
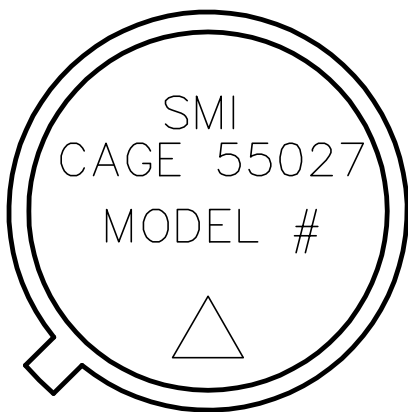
SH 1

REV A.1

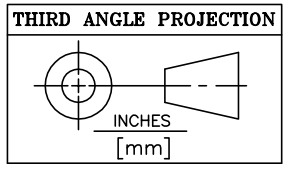
2

1

REVISIONS				
ECN	REV	DESCRIPTION	CHNG/DATE	APPVD/DATE
	A.1	ECN# 916-MCG	JD 1/31/06	NS 2/1/06



TOLERANCE:  
 INCHES .XX±.02  
 .XXX±.010  
 mm .X±.5  
 .XX±.25



<b>PROPRIETARY NOTICE</b> THIS DWG IS THE PROPERTY OF SPECTRUM MICROWAVE INC. NEITHER RECEIPT NOR POSSESSION THEREOF CONFERS OR TRANSFERS ANY RIGHT IN OR LICENSE TO USE ANY DESIGN OR TECHNICAL INFORMATION HEREON NOR ANY RIGHT TO REPRODUCE THIS DWG IN WHOLE OR IN PART WITHOUT THE WRITTEN CONSENT OF SPECTRUM MICROWAVE INC. IT IS ISSUED ONLY ON THE EXPRESS CONDITION THAT ITS TECHNICAL CONTENT WHETHER PATENTED OR NOT WILL BE RESPECTED			<b>TOLERANCES (INCHES)</b> .XX = ± .02    X/X = ± 1/32 .XXX = ± .010    X' = ± 1' 0"		<b>CONTRACT NO.</b> DRAWN S. COX    DATE 5/29/02 PROC ENGRG C. ROSENWALD    1/30/06 ENGRG N. SMITH    1/30/06 MFG D. SMALLWOOD    1/31/06 QA D. BURKE    1/31/06		<b>SPECTRUM MICROWAVE, INC</b> 2144 Franklin Drive N.E. Palm Bay, Florida 32905			
MATERIAL 			FINISH 		MARK WHERE SHOWN 		<b>OUTLINE, A</b>			
RELEASE DATE	JOB NO.			SIZE <b>B</b>	CAGE CODE <b>55027</b>	DWG NO. <b>080-25114-0001</b>	REV <b>A.1</b>	SCALE: 4/1	APPROX WT	SHEET 1 OF 1

4

3

2

1